

# PRODUCT DATASHEET

## EM SPOT E 1.3W 3H AT

EMERGENCY SPOT | For a wide application range of escape routes or antipanic illumination



### Areas of application

- Antipanic lighting
- Foyers
- Offices
- Corridors, entrances, foyers, stairwells, elevators

### Product benefits

- Flexible changeable lenses for different applications included in packaging
- Less luminaires per installation due to optimized light distribution
- Easy maintenance with automatic test function or integrated test switch

### Product features

- Battery discharge time: 3 h
- Battery technology: LiFePO4
- Function test: manual (MA) or automatic (AT)
- With integrated test switch for manual testing
- Operation mode: non-maintained (NM)



## TECHNICAL DATA

### Electrical data

Nominal wattage	1.30 W
Nominal voltage	220...240 V
Mains frequency	50/60 Hz
Nominal current	20.000 mA
Inrush current	6.72 A
Inrush current time $T_{h50}$	47.6 $\mu$ s
Max. number of luminaires per miniature circuit breaker B16	111
Max. number of luminaires per miniature circuit breaker C10	89
Max. number of luminaires per miniature circuit breaker C16	142
Power factor $\lambda$	0.2
Protection class	II
Operating mode	Integrated LED driver

### Photometrical data

Luminous flux	200 lm
Luminous efficacy	150 lm/W
Color temperature	5700 K
Light color (designation)	Cool Daylight
Color rendering index Ra	> 70
Low flicker	Yes
Flickering metric (Pst LM)	$\leq 1$
Stroboscope effect metric (SVM)	$\leq 0,4$
Photobiological safety group acc. to EN62778	RG1
Beam angle	150° + 155x90 °



Product color	White
Housing color	White
Body material	Polycarbonate (PC)
Cover material	Polycarbonate (PC)
Glow Wire Test according to IEC 60695-2-12	650 °C
Mercury content	0.0 mg

### Application & Mounting

Ambient temperature range	0...+45 °C
Temperature range at storage	0...+35 °C
Type of connection	Terminal
Type of protection	IP20
Dimmable	No
Mounting type	Recessed
Mounting location	Ceiling
Application environment	Indoor
Mounting diameter	95 mm
Mounting depth	66.00 mm
Adjustable	No
With light source	Yes
Replaceable light source	No

### Lifespan

Number of switching cycles	50000
----------------------------	-------

### Control gear

Output current	230 mA
ECG - Output ripple current	28 %

### BATTERY

Type of Battery	LiFePO4
Battery size [GMS]	Others
Nominal voltage of battery	3.2 V
Nominal capacity of battery	1800 mAh
Battery charging time	24 h


### Emergency lighting

Type of Emergency Lighting (EL)	EL unit (battery and controller) for decentral operation included
Area of emergency application	Anti-panic lighting
Type of emergency light operation	Non-maintained
Type of emergency operation test	Automatic
Wattage in emergency operation mode	1.3 W
Luminous flux in emergency operation mode	200 lm
Battery life in emergency operation mode	3 h
Integrated test switch	Yes

**Certificates & Standards**

Standards	CE / CB / EAC / UKCA / ENEC
Luminaire with limited surface temperature, "D sign"	No
Ball shot safe	No
Replaceable light source (EPREL)	Not replaceable





**Accessories Optional**




Product image	Product name	EAN
	EM SPOT SURFACE FRAME	4099854232183











**Safety advice**


- All electrical connections must be made by a qualified person.
- Caution, risk of electric shock.

**DOWNLOAD DATA**

Documents and certificates	Document name
 User instruction / safety instructions	EM SPOT
 Legal information	Informationstext 18 Abs 4 ElektroG
 Legal information	Safety Insert G11218810
 Legal information	Legal Insert G11231524

Documents and certificates		Document name
	Declarations of conformity	EM SPOT E 1.3W 3H AT
	Declarations of conformity UKCA	EM SPOT E 1.3W 3H AT
	Product information bulletin	The Emergency Range Flyer UK

Photometric and lighting design files		Document name
	IES file (IES)	EM SPOT E 1,3W 3H AT CORRIDOR LENS
	IES file (IES)	EM SPOT E 1,3W 3H AT OPENAREA LENS
	LDT file (Eulumdat)	EM SPOT E 1,3W 3H AT CORRIDOR LENS
	LDT file (Eulumdat)	EM SPOT E 1,3W 3H AT OPENAREA LENS
	UGR file (UGR table)	EM SPOT E 1,3W 3H AT CORRIDOR LENS
	UGR file (UGR table)	EM SPOT E 1,3W 3H AT OPENAREA LENS
	Light distribution curve type cone	EM SPOT E 1,3W 3H AT CORRIDOR LENS
	Light distribution curve type cone	EM SPOT E 1,3W 3H AT OPENAREA LENS
	Light distribution curve type polar	EM SPOT E 1,3W 3H AT CORRIDOR LENS
	Light distribution curve type polar	EM SPOT E 1,3W 3H AT OPENAREA LENS

CAD/BIM files		Document name
	CAD STEP 3D	EM SPOT E

**LOGISTICAL DATA**

Product code	Packaging unit (Pieces/Unit)	Dimensions (length x width x height)	Gross weight	Volume
4099854230653	Folding box 1	142 mm x 140 mm x 83 mm	320.00 g	1.65 dm <sup>3</sup>
4099854230660	Shipping box 20	300 mm x 295 mm x 445 mm	6850.00 g	39.38 dm <sup>3</sup>

The mentioned product code describes the smallest quantity unit which can be ordered. One shipping unit can contain one or more single products. When placing an order, for the quantity please enter single or multiples of a shipping unit.

---

### References / Links

– For Guarantee see [www.ledvance.com/guarantee](http://www.ledvance.com/guarantee)

---

### DISCLAIMER

Subject to change without notice. Errors and omission excepted. Always make sure to use the most recent release.